

*Our
Shooting
Stars
towards
Success...*



Estd. 1999 | Suryadatta Education Foundation's

**PUNE INSTITUTE
OF APPLIED TECHNOLOGY (PIAT)**



SURYADATTA SCHOOL OF INTERIOR DESIGN AND DECORATION

ISO 9001 : 2015 Certified Institutes and Accredited by NVT-QC, ANAB and IAF

RANKED IN TOP
10
PROMISING
INTERIOR DESIGN
INSTITUTES 2018
by
**HIGHER
EDUCATION
REVIEW**

METEORS

2020-2021

APPROVED BY
MAHARASHTRA STATE BOARD
OF TECHNICAL EDUCATION (MSBTE) AND
RECOGNISED BY GOVT. OF MAHARASHTRA

Suryadatta Enriching Careers and Enhancing Lives Since 1999



AMAR B. AUTI (DIDD 2010-12)

Residential – Pune Business – 17lakhs

Every one knows “Education is the most powerful weapon which you can use to change the world” said by Nelson Mandela. The college life offers a free life to the student it is interesting and joyous the college life has rightly been called the golden period of one’s life. It helps us to be a perfect man. It also helps us to grow our own personality. We learn in the college the social value of life and spirit of self help. In our college for the development of students there are arrangements for publishing a magazine once in year.



A college gives the student a passport to the world at large. As graduate i earns a cultural distinction, a professional competence and social presetting our collage life will pass like a pleasant dream but i will always remember those happy moments, pleasures and activities of college life.







Amith Jagdale (DIDD 2012-14)

Residential – Pune Business – 11 lakh

I am Amith Jagdale, proud to introduce myself as a student of SEF'S PIAT. Proud not just because this collage have taught me but took initiative in making it confirm that I will be able to not just pass my Diploma but I can individually and independently stand in the market.



I will say that PIAT does not have a tradition of teachers and students, it's a place where all are given equal respect and all grow together. The best part of Suryadatta was exhibition, which was enjoyed by the both staff and students.

I would just like to conclude that the college has not just taught me but given me the confidence to design my thoughts as well as my dreams. Thanks you each and every one.







Amol & Nikita Thoknekar (DIDD 2012 - 14)

Commercial – Pune Business – 21 lakh

Effective hotel interior design is perhaps the most important element in any successful brand. Look and feel is a pleasing factor, in hospitality it is one of the most important factor. It can have positive effects on your restaurant business and provides maximum returns of money invested in interior designing. Excellently designed interior of your restaurant provides a soothing and comfortable dining experience to your customers.



It is true that walls, furniture, utensils, textures and colors, employee dresses, paintings, lightings, and carpets, everything is representing your restaurant. Together they make the visual impact of your restaurant.

It's not yet over, very soon your design will become your brand identity. We can easily notice a single theme accepted by all key players of Restaurant and Cafe Industry. Common theme is in fact a part of their brand identity promotion. This visual impact is the first appearance of your service offerings to your customer. Your interior designing theme will decide your customer's mood, that mood will decide their selection of cuisine presented in your menu. It is not easy to decide about interiors of your restaurant on your own.





Ashish Andre

(Bsc ID 2003 - 05)

Commercial – Pune Innovation Design Studio

Innovations Exterior & Interior Designers, incepted in 2008 by Ashish Andre in Pune. After acquiring education in Interior designing from Suryadatta PIAT, Pune. Ashish consolidated his learning by joining his alma mater. Though he is inspired a lot by travelling and innovative thinking, he also lays great stress on personal influencers – clients and mentors who have shaped him in many ways.





Project Brief:


- Designed by:
Innovations Exterior & Interior
Designers
Pune, Maharashtra, India.
- This project is a renovation of own design studio.
- A narrow double-height shop, located in the densely congested area has been transformed into a new functional studio.
- With lot of constraints and limitations in existing setup, the space was completely revamped. The 400sq.ft studio comprises of a small lobby, waiting area main cabin on ground level an art studio and a workstations on the mezzanine level.
- The whole project was conceptualized with an idea of keeping all the office areas close to nature and creating a warmth by using ambient lighting, sustainable materials & green foliage.





Exploration of natural & raw materials has been the key element in the designing of complete project. The Palette consisted of Teakwood, board finished concrete, micro-concrete, Jute, Cane, terracotta, black honed finished floor, metal sheets, perforated sheets and neutral colors.

The Furniture design of the studio is built on the details, linearity, and basic forms which are more functional. Each space in the studio is embellished by the in-house custom made artwork which creates a new story every time.





Balaji Wanave (DIDD 2016-18)

3D Visualization

Realistic 3D rendering and convincing graphic design can help to visualize projects and reach its target, providing an excellent first impression. One of the main goals of 3D visualization is to show the characteristics of a space or a product before it is constructed, this can be an invaluable tool in architecture, real estate and product design.



I am thankful to the management and teachers of PIAT for all the inputs. I will always remember the study tours and site visits organized where exchange of knowledge used to happen freely.





Advt



Bipin Doshi

(DIDD 2004 - 06)

Commercial – CINE CAFÉ (Pune)

Interior Designing is focuses on commercial design including hospitality, offices and residential. We all studied theory, space planning, sustain ability practices, codes barrier free, lighting, history, visual communication, critical reading writing, business skills, construction, millwork and furniture design. This is all we learnt in 'SEF's PIAT'.



'PIAT', the best thing about it is definitely the congenial and friendly academic environment. We got the right help, knowledge and skills we needed. Here the faculty being brilliant and always ready to help, we are trained to create aesthetically pleasing spaces in homes and business while meeting the needs of clients for whom we are working.





“

We are taught to design, sketch, analyze, create and communicate effectively, being skilled in both the decorating and artistic aspects of designing an interior. If you have a creative and aesthetic sensibility, along with the ability to see the big picture and solve problems, then you might surely enjoy your career of Interior Designing in 'PIAT'.

“







Chetan Suthar (DIDD 2017-19)

Commercial – Saloon (Pune)

A College Gives the Student A Passport To The World At Large. As Graduate I Earn A Cultural Distinction, A Professional Competence And Social Presetting Our College Life Will Pass Like A Pleasant Dream But I Will Always Remember Those Happy Moments, Pleasures and activities Of College Life.





ADVT



Dhanashree Lakhe Patil (DIDD 2013-15)

Residential – Pune

Going to Suryadatta collage helped me, because I had 2 years in the conservatory program, which is almost like being in real, Professional environment. College inspired me to think differently. 2 years spent at Suryadatta are the best time in my life. I'm very thankful to my college and all my teachers.



We believe in creating value and making a dream come true. I 'Designer as provide turnkey interiors solution in residential and commercial.







Dheeraj Mahajan (DIDD 2013-15)

Owner & Director (Rekhiv Interiors)

My experience as a student has been everything I wanted and more; from The Fresher's party to the Sendoff treat...there has been love, laughter, studies, support, personality development and lasting fun. PIAT is a supportive College where everyone is encouraged to get involved and to help make the College a great place to live and work. Absolute support of faculty and fantastic teaching skills made the hardest concepts - easy, developing our interest and making us feel comfortable.





“

Campus selection made it easy for me to achieve my goal of becoming a successful Interior Designer. I am thankful to all the faculty members for providing support whenever required by providing their precious time for the passed out students whenever required.

No civil changes were carried out as it would add to the cost. Backlit elements were added. Furniture was aligned to the wall in order to create a sense of open space. For a modern look to the house, straight lines were often used. A combination of white walls and brown furniture is used at extent.





Hitsh Kule

(Bsc ID 2008-11)

Owner & Director (Camino Design)

Studying interior design and decoration at Suryadatta Education Foundation's Pune institute of applied technology has been one of the best decisions in my life. PIAT has taught me a lot about residential and commercial designing and all the other services involved in it. The staff at PIAT is very understanding and kind. I am very grateful to all of them.







Manish Patil (DIDD 2009-11)

Owner & Director (M-SQUARE Interiors)

You would admit it the business environment today is fast becoming complex and more challenging. To earn a competitive edge, it is important to be unique, more differentiated and innovative more; if you are in construction or manufacturing industry. PIAT gave us the confidence.





“

The principle designing style of the designer is straight forward, completely uncluttered and deriving from indirect mood lighting. The interior features, linear and monochromatic colours that compliments the designer's vision for the house.

”





Mitali Pendse (DIDD 2012-14)

OZONE INTERIORS, Pune.

I passed out from PIAT in 2014 and am working in the area of Residential Interiors since then. I have chosen this line where I see a lot of potential. The increasing spends of middle class people on interiors; the trend of selling furnished flats etc. is all increasing the business opportunities.



I have learnt Basic & Advanced Designing at PIAT and am looking forward to a great career.

The false ceiling is designed in such a way that when it is lit simultaneously the colour lights do not mix with each other. Arrangement of all the furniture elements with false ceiling ensures the effect desired. The beauty of design is not only its simplicity but also the ease and practicality of use.





The space should have perfect shades with specific color variants. Good lighting gives the room a sense of warmth and comfort. Light fixtures also bring style and fashion to the personal space. Wall lamps or nightstand lights are needed for comfortable reading.





Mrinalini Patil

(DIDD 2009 - 11)

Partner (M - SQUARE Interiors)

The principle designing style of the designer is straight forward, completely uncluttered and deriving from indirect mood lighting. The interior features, linear and monochromatic colors that compliments the designer's vision for the house.





“ You would admit it the business environment today is fast becoming complex and more challenging. To earn a competitive edge, it is important to be unique, more differentiated and innovative more if you are in construction or manufacturing industry. PIAT gave us the confidence. ”






Namrata Ranka

(DIDD 2012 - 14)

Namrata Ranka Designs

This project can be termed as my dream project, as it's a dream of all designer to design their own house so was mine. While doing my own house I went under lot of pressure as my parents did not asked me even once what you are going to design and what will be the finishes, Site address: The Platinum ,Pune Total Area: 1950 sqft They trusted me so much that this trust was my challenge and had to fulfill their unsaid requirement.










“

The terraces are charm of this project as i had made a point, that i will design the terraces in such a way that it should be utilized for relaxation and not like usual just for storage of unwanted material.

”







Nikhil Kumbhar

(DIDD 2012 - 14)

ERA DESIGN STUDIO

After completing my diploma from PIAT. I choose to begin my professional career as an **INTERIOR DESIGNER**. I am thankful to this institute to inculcate in me, qualities of cliental communication, team work, task education, time management, socialization etc.







Nitesh & Sukanya Sandbhor (DIDD 2014-16)

Owner and Principal Designer (Krissha Interiors)

3 *D visualization gives viewers the ability to easily understand the most complex projects without having to know how to read architectural drawings. 3D visualization enables contractors to understand projects better and take the guesswork out of bidding without the uncertainty. Contractors don't have to overbid projects.*






“

The computer based designing workshop at my college gave me the skill of visualization I had started learning 3D visualization and making projects in my collage itself. Very few college in Pune offer such knowledge.

”







Omkar Zagade (DIDD 2012 - 14)

OZONE INTERIORS

The computer based designing workshop at my college gave me the skill of visualization I had started learning 3D visualization and making projects in my college itself. Very few college in Pune offer such knowledge.





- “
- 3D visualization enables contractors to understand projects better and take the guesswork out of bidding without the uncertainty. Contractors don't have to overbid projects.
 - 3D visualization gives viewers the ability to easily understand the most complex projects without having to know how to read architectural drawings.
- ”



Pallavi Ghodke (DIDD 2006-08)

Turvi Interiors

My Journey, It began in my childhood, like it does with all great things. When I was a teenager I used to try to redecorate my room and other stuff at home. I was doing it as a hobby and never knew that it was any kind of profession. But my parents found this interest in me and they guided me to take it as a profession. I got my first job in the last year of my degree itself which I continued for the next 2 years. Later I decided to start my own firm so I left that job and started my firm under the name Turvi Interiors. and it has now been an exciting 8 years since I undertook this journey. Till date I have delivered several projects successfully. All my projects are personally supervised by me. My work pattern is to understand the requirements of my clients and then deliver upto their mark. I make sure that each and every piece - right from the lightning to the smallest furnishing items are carefully handpicked and this is only small secret of my success.







Prathama Mundada (DIDD 2008-10)

Owner & Director (ANTAR Crafting Interiors)

Description : A N T A R has designed this project for a couple who likes simple and straight lines, contemporary design with less furniture and more space to play for their kid's. Apartment is fully automated by home automation services by Schneider. Also integrated with security services like camera, VDP, digital door lock, etc. Kitchen is furnished by modular fittings. All and all, a sweet simple apartment.







Piyush Bhansali

(DIDD 2006-08)

BHANSALI ASSOCIATES

B *HANSALI ASSOCIATES was incepted by Mr.Piyush and Ar.Nikita Bhansali in 2010 with the vision to serve the field of Architecture, Interior, Landscape & 3D Designing. Bhansali Interiors is a firm operating in the field of Design & general contracting and capable of executing turn-key jobs, from design to finishing works and emphasis on details & quality. We believe a space needs to be designed after understanding. Who it will be catering to and the lifestyle of the residents.*



We dedicated our time providing the best of Functionality and Aesthetics to the projects. We are a team of Creative, Intelligent, Well Qualified and Inspired Professionals who believe in designing well balanced utilitarian spaces artfully; conceptualized to create both a sense of usability and an appreciation of space for the user.





“

Our Commitment to offer premium quality output by focusing on creativity and innovative ideas, those which are helping us in carrying a niche for ourselves and successfully meeting the requirement of our clients.





Prathamesh Shelke (DIDD 2013-15)

LIGHT LINE DESIGN STUDIO

I am thankful to the management and teachers of PIAT for all the inputs. I will always remember the study tours and site visits organized where exchange of knowledge used to happen freely. Realistic 3D rendering and convincing graphic design can help to visualize projects and reach its target, providing an excellent first impression.



One of the main goals of 3D visualization is to show the characteristics of a space or a product before it is constructed, this can be an invaluable tool in architecture, real estate and product design.





Priyanka Pargaonkar

(DIDD 2012-14)

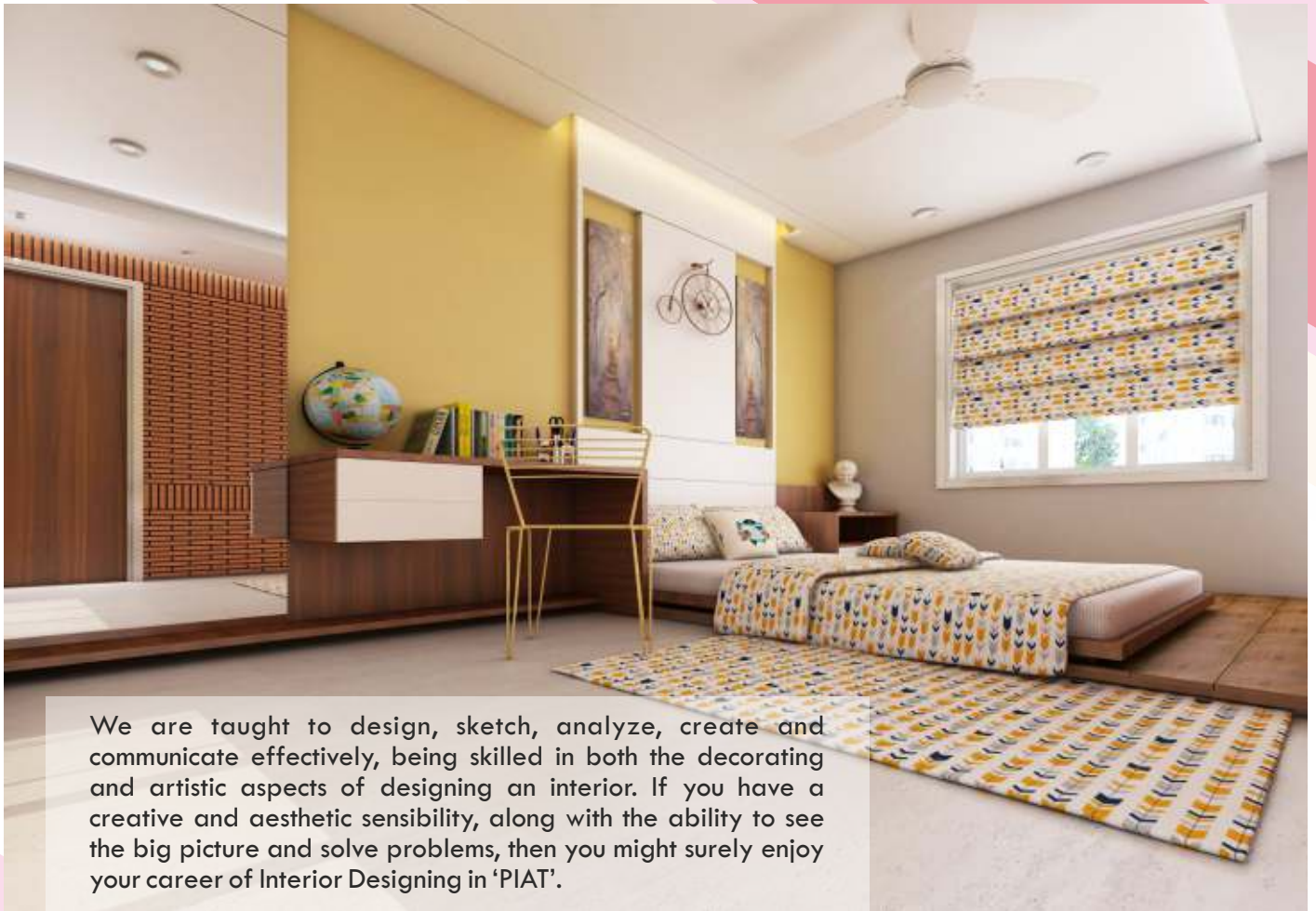
STUDIO 94

Interior Designing is the Diploma focuses on commercial design including hospitality, offices and residential. We all studied theory, space planning, sustainability practices, codes and barrier free, lighting, history, visual communication, critical reading and writing, business skills, construction, millwork and furniture design. This is all we learnt in 'SEF's PIAT'. 'PIAT', the best thing about it is definitely the congenial and friendly academic environment. We got the right help, knowledge and skills we needed. Here the faculty being brilliant and always ready to help, we are trained to create aesthetically pleasing spaces in homes and business while meeting the needs of clients for whom we are working.











Rashmi Varma (DIDD 2011-13)

Principal Designer - Majestic Interiors

I have learned what does the word design means is the exploration by an open mind, energy, appetite for hard work, willingness to explore new solutions. A sense of humor is also helpful. I joined PIAT as it is a centrally located college easy to reach. However I discovered more reasons and liked studying at PIAT. We always were on our toes doing variety of assignments and projects. Specialized such as vastushastra were taught through sessions and workshop. I am proud alumni of PIAT and recommend the college to all those who are looking for good interior designing college.








Rohit Pasalkar (DIDD 2017- 19)

Principal designer (Shree Designs)

Spacious, modern, comfortable, and sumptuous! Completed an interior designing project for the Nasik Merchants Co-Op bank. Who says Banks are always dull looking? We know how to bring life and comfort to such spaces!







Riyaz Laskar
(DIDD 2012-14)

3D Visualization

I am thankful to the management and teachers of PIAT for all the inputs. I will always remember the study tours and site visits organized where exchange of knowledge used to happen freely. Realistic 3D rendering and convincing graphic design can help to visualize projects and reach its target, providing an excellent first impression.



One of the main goals of 3D visualization is to show the characteristics of a space or a product before it is constructed, this can be an invaluable tool in architecture, real estate and product design.





Rohit Khawale

(DIDD 20017-19)

Crystal Interior

My experience as a student has been everything I wanted and more; from The Fresher's party to the Sendoff treat...there has been love, laughter, studies, support, personality development and lasting fun. PIAT is a supportive College where everyone is encouraged to get involved and to help make the College a great place to live and work.



Absolute support of faculty and fantastic teaching skills made the hardest concepts - easy, developing our interest and making us feel comfortable. Campus selection made it easy for me to achieve my goal of becoming a successful Interior Designer. I am thankful to all the faculty members for providing support whenever required by providing their precious time for the passed out students whenever required.





Rugved Kelkar (DIDD 20013-15)

3D Visualizaton

The computer based designing workshop at my college gave me the skill of Visualization. I had started learning 3D Visualization and making projects in my college itself. Very few colleges in Pune offer such knowledge. 3D visualizations enable contractors to understand projects better and take the guesswork out of bidding. Without the uncertainty, contractors don't have to overbid projects.







3D visualizations enhance marketing by giving viewers an eye-catching view of a project in multiple forms of media, including television ads and website videos. 3D visualizations give viewers the ability to easily understand the most complex projects without having to know how to read architectural drawings.





Sagar Bafna (DIDD 2010-12)

Commercial Project: Dining Hall

I immediately after the Interior Designing course at PIAT, I got various opportunities in the field. I could perform well due to the academic and practical inputs given by PIAT. The competition in this field is high and those who have in depth knowledge of in the field can grow faster than others. PIAT students have the necessary knowledge & skills and I am sure that they will outperform others always.





. It's important to remember that before diners smell or taste the food, they judge your establishment based on the décor and colors surrounding them and how those things make them feel. Let's first look into a color scheme. Colors play a big role in ambiance because we relate and react to certain colors based on past experiences. You want colors that match your restaurant type and sometimes even match the foods you serve. The easier color schemes are red, yellow and orange, and the neutrals: beige, ivory, white, taupe, brown, etc. Warm colors promote positive feelings. Spacing also goes along with design. While you want your seating arrangements to look good when standing at eye level. Lighting is a third part of interior design that's important. Lighting helps create an atmosphere for each table, which most restaurant owners want to do since each table is paying for their own experience.





Shivam Murkute (DIDD 2013-15)

Owner & Director (I-10 Designers)

Apart from the rigorous academics, we enjoyed the Extracurricular activities at Suryadatta. The annual gathering – ‘Suryotsav’ was an event that every student used to await. We got an opportunity to showcase all our talents and pursue our possibility of using white colour as a feature in Kitchen Dining Area adds a distinct uniqueness to the interior space in hobbies as well. Suryadatta also helped in getting campus placement. Cheers Suryadatta!







Proper selection of material is important to blend in with the décor either wood, laminate, veneer or other. An indirect throw of light is many times a great add-on to the ambience of the room. The promise of visual effects via the selection of various kinds of finishing materials leads to many options.










Shubam Jadhav (DIDD 2013-15)

Owner and Principal Designer (Klever Kitchen)

What are lines and what are curves? The answer is different for each individual. PIAT taught us the appropriate usage of lines and curves in interior designing. Each minute element of design was carefully handled by the experienced faculty at PIAT.



Theme: linear lines. A straight line continuous extent of length without breadth, a contour or outline considered as a feature of design or composition. Linear lines help to create depth in objects. They help to enlarge the space visually. Linear lines have always been an element to create clean and elegant interiors.





Design: The design consists of a lot of linear lines. Simple linear grooves in the furniture give it an extraordinary look. The materials used add to the beauty and simplicity of the house.

Color scheme: Brown + white create a sumptuous form. White being the neutral color, brown becomes the emphasized one. Shadows add to the tones, texture becomes a focal point and the room changes in every light. The shapes of the furniture, accessories and flowers are accentuated when silhouetted against white—they become almost sculptural. White is a limitless tool of design, classic and contemporary, tranquil and vivacious.

Theme: linear lines. A straight line continuous extent of length without breadth, a contour or outline considered as a feature of design or composition. Linear lines help to create depth in objects. They help to enlarge the space visually. Linear lines have always been an element to create clean and elegant interiors.





Shubam Pawar (DIDD 2015-17)

Interior Designer (Archvalue)

What are lines and what are curves? The answer is different for each individual. PIAT taught us the appropriate usage of lines and curves in interior designing. Each minute element of design was carefully handled by the experienced faculty at PIAT.





Theme: linear lines. A straight line continuous extent of length without breadth, a contour or outline considered as a feature of design or composition. Linear lines help to create depth in objects. They help to enlarge the space visually. Linear lines have always been an element to create clean and elegant interiors.



Design: Following the theme, the design consists of a lot of linear lines. Simple linear grooves in the furniture give it an extraordinary look. The materials used add to the beauty and simplicity of the house.

Color scheme: Brown + white create a sumptuous form. White being the neutral color, brown becomes the emphasized one. Shadows add to the tones, texture becomes a focal point and the room changes in every light. The shapes of the furniture, accessories and flowers are accentuated when silhouetted against white—they become almost sculptural. White is a limitless tool of design, classic and contemporary, tranquil and vivacious.





Snehal Tate

(DIDD 2012-14)

Residential Project 2BHK Apartment

Suryadatta's Interior Designing College has vast curriculum. There is no subject left out in teaching. We have marks for practical assignments apart from theory subjects. I made lot of friends and met a family at Suryadatta.





The living and dining area became a separate and undisturbed zone of the house which gave it a bungalow experience. All the furniture was designed in such a way that it would flow with the materials used in the room. The clients' brief was basically to create a drastic change or look over of the house with the great usage of modern and traditional design. The look had to be luxurious but not gaudy and over bombarding.



Choosing the right material for each element in Interior Design is among the most significant furnishing decision and that's why every designer should take the separate time for it! The clients' likeness of bright and vibrant colors was translated into the tone of blue and violets for the space with the dark colored laminated furnishing elements. Luxurious Silk drapery panels in Blue add a subtle.






Sumitra Shrishrimal (DIDD 2013-15)

Residential Project 2BHK Apartment

The living and dining area became a separate and undisturbed zone of the house which gave it a bungalow experience. All the furniture was designed in such a way that it would flow with the materials used in the room. The clients' brief was basically to create a drastic change or look over of the house with the great usage of modern and traditional design. The look had to be luxurious but not gaudy and over bombarding.

The living and dining area became a separate and undisturbed zone of the house which gave it a bungalow experience. All the furniture was designed in such a way that it would flow with the materials used in the room.







Yogesh Datwani (DIDD 2012-14)

Firm name – Harmony Interior

Interior Designing is an Art. PIAT teaches this art along with the science behind it. The infrastructure including the drawing studios, the classrooms, the library of books, computer lab etc. is conducive to Learning. All the best to PIAT and its students.



